

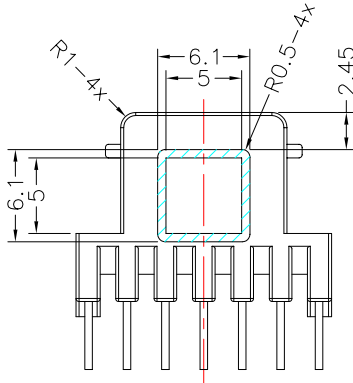
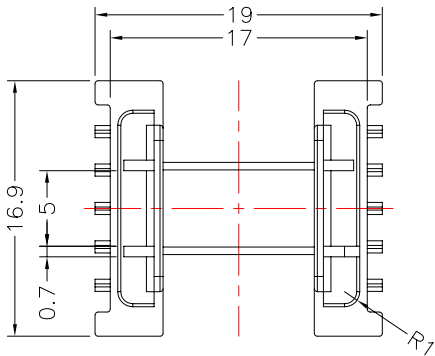


TRANSFORMER BOBBIN
INDUSTRIAL CO.,LTD.

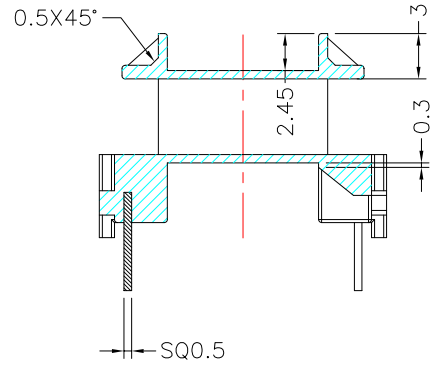
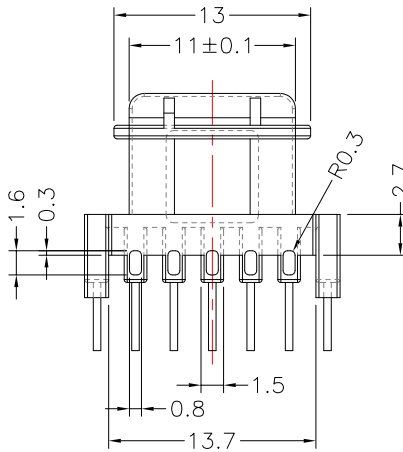
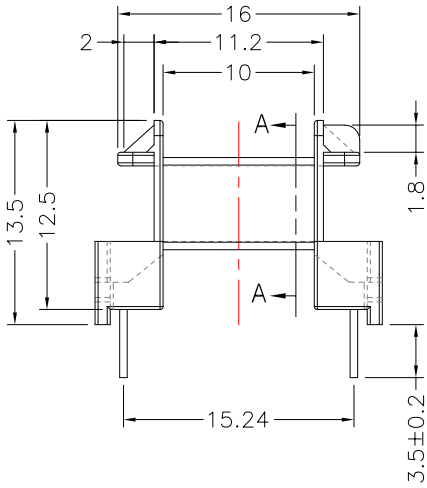
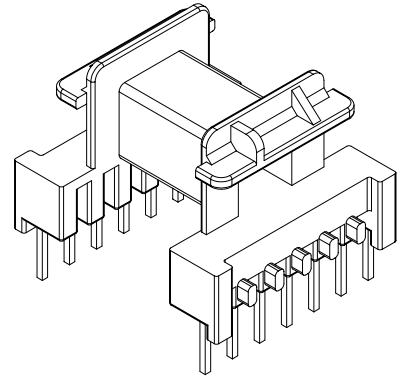
Tel : 86-769-88789999 Fax : 86-769-88789989
http:// tbi-tw.com e-mail : tb6688@ms46.hinet.net

REVISIONS

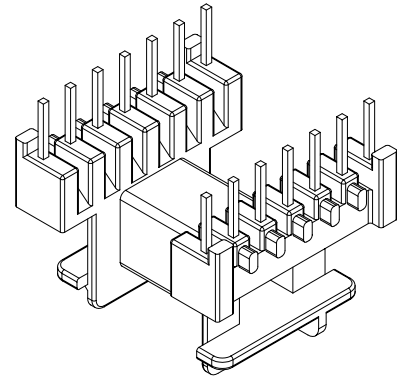
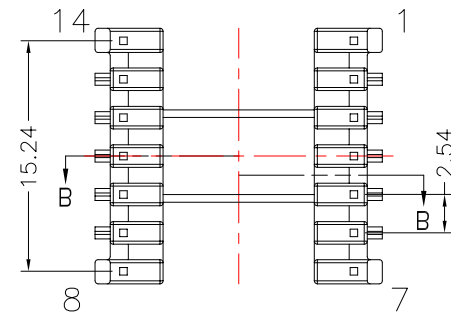
REV	SYM	DRAFTER	CHECKER	DATE
①		X.H.GU	G.F.YANG	11/19/07
②				
③				



Section A-A



Section B-B



DWG NO. EF16-14P-TH-2.54-A6-12

PART NO.	MATERIAL (BOBBIN)	MATERIAL (TERMINAL)	TERMINAL (PLATING)	PIN ALLOCATION	NOTE
TBI-205-02161.1206	PM-9820	C,P WIRE	Sn	ALL PIN	

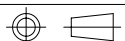
TBI-205-02161.1206

PM-9820

C,P WIRE

Sn

ALL PIN



TOLERANCE: 0<L≤4 : ±0.1 4<L≤16 : ±0.2 16<L : ±0.3 Angle: ±1°

UNIT : m / m

SCALE 2 : 1

Finish: 1. Pb wire Immersion Sn on terminal : Thickness:Sn plating,100,5 μm (200 μ inches) min,Base nickel 0.625 μm (25 μ inches) min.
2. CP wire Immersion Sn on terminal : Thickness:Sn plating,100,5 μm (200 μ inches) min.
3. Coplanarity deviation: 0.10 mm (0.004 inches) max.

REV 1