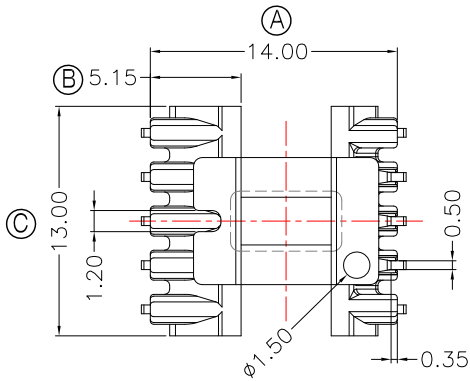




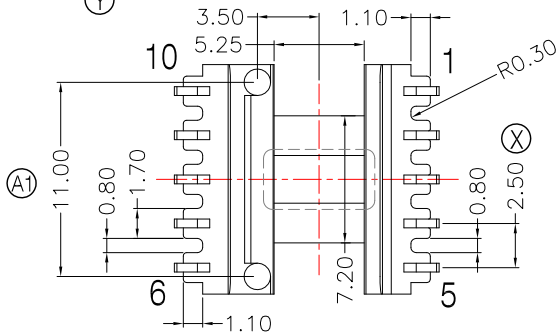
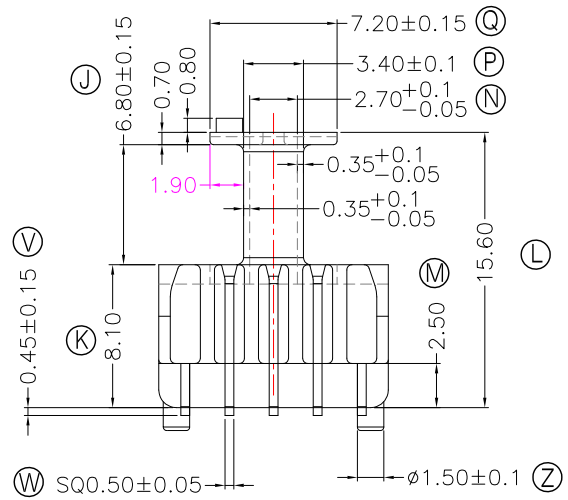
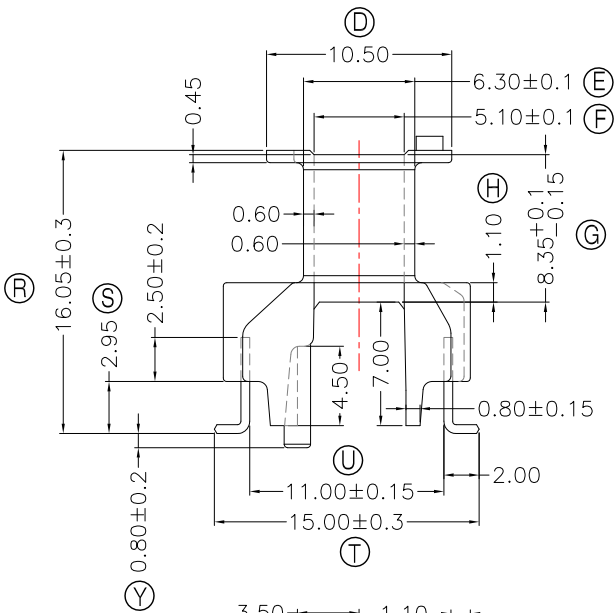
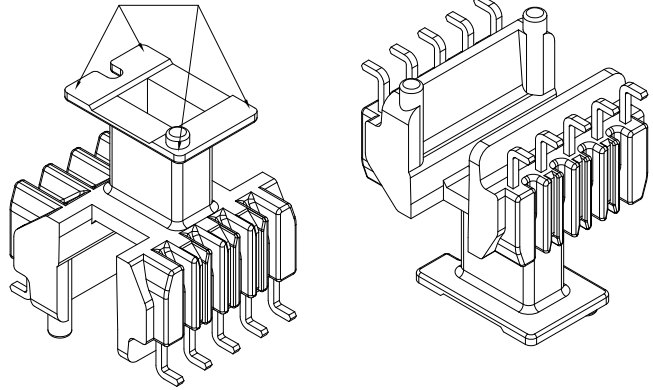
TRANSFORMER BOBBIN INDUSTRIAL CO.,LTD.

Tel : 86-769-88789999 Fax : 86-769-88789989  
 http:// tbi-tw.com e-mail : tb6688@ms46.hinet.net

REVISIONS				
REV	SYM	DRAFTER	CHECKER	DATE
①		X.H.GU	G.F.YANG	05/19/20
②				
③				



A 強度1.0Kg MIN



NOTE:

1. 焊錫前拉力:1.0KG MIN, 焊錫後拉力:1.5KG MIN;
2. SMD PIN 平整度(焊前 $\leq 0.1$ ; 焊後 $\leq 0.12$ )
3. 任意一點強度須1.5kg MIN;(除以下測試點.A處為1.0MIN).
4. 耐壓4.0Kv /1.5mA 60S;
5. 焊錫溫度:450°±10° 3SEC;
6. CORE TYPE :EE10/11.3

DWG NO. EE10-11-10P-L-A2-11

PART NO.	MATERIAL (BOBBIN)	MATERIAL (TERMINAL)	TERMINAL (PLATING)	PIN ALLOCATION	NOTE
TBI-101-15121.1103	PM-9630	PB	Sn	ALL PIN 成品後電鍍	S
TBI-101-15121.1113	PM-9630	PB	Sn	CUT PIN #3,4,8 成品後電鍍	
TBI-101-15121.1123	PM-9630	PB	Sn	CUT PIN #8 成品後電鍍	
TBI-101-15121.1133	PM-9630	PB	Sn	CUT PIN #1,4,6,7,10 成品後電鍍	
TBI-101-15121.1143	PM-9630	PB	Sn	CUT PIN #3,7,8 成品後電鍍	
TBI-101-15121.1153	PM-9630	PB	Sn	CUT PIN #3,6,7,8 成品後電鍍	

TOLERANCE: 0<L<4:±0.1 4<L<16:±0.2 16<L<63:±0.3 UNIT : m/m SCALE 1:1

Finish: 1. PB wire Immersion Sn on terminal : Thickness:Sn plating,100%,5µm (200µ inches) min,Base nickel 0.625µm (25µ inches) min.  
 2. CP wire Immersion Sn on terminal : Thickness:Sn plating,100%,5µm (200µ inches) min.  
 3. Coplanarity deviation: 0.10 mm (0.004 inches)max.

REV 1