

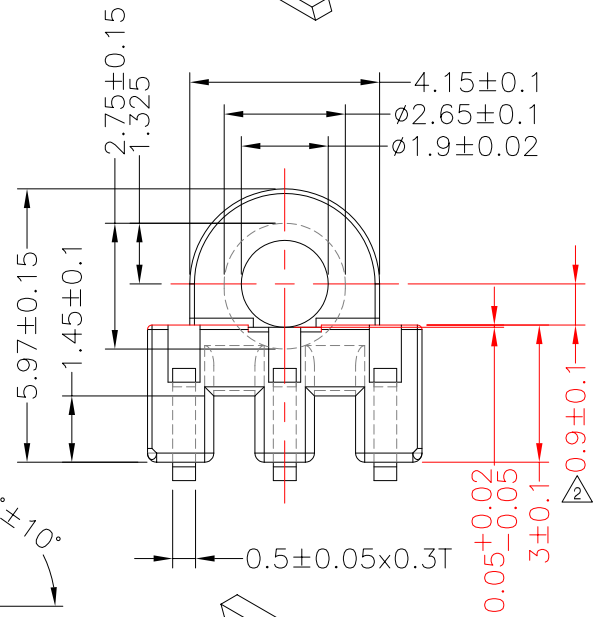
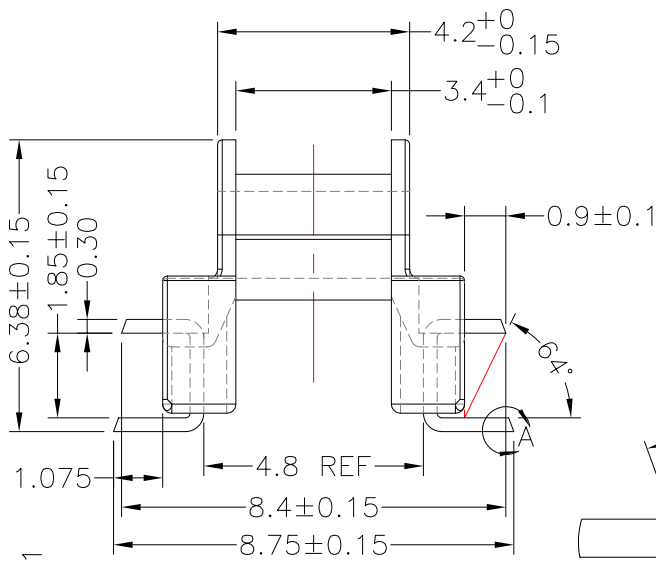
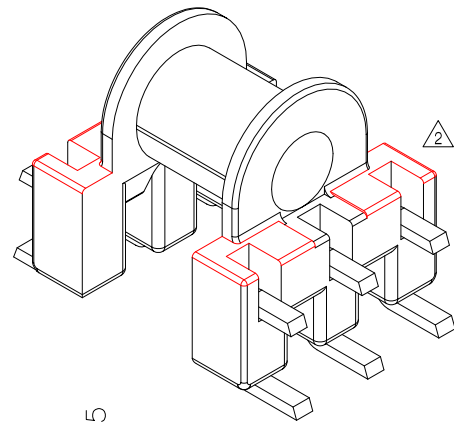
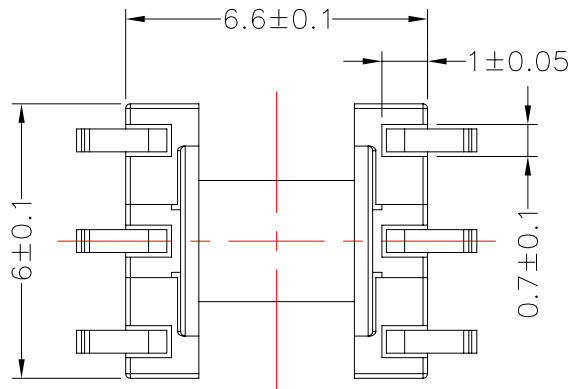


**TRANSFORMER BOBBIN
INDUSTRIAL CO.,LTD.**

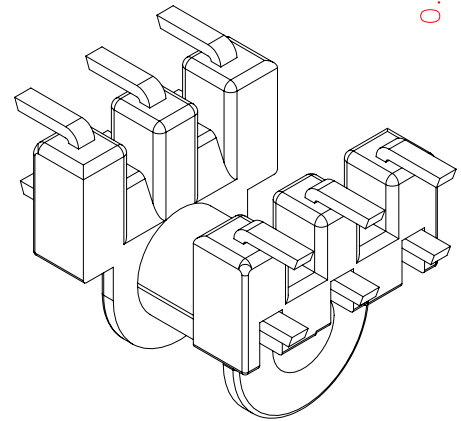
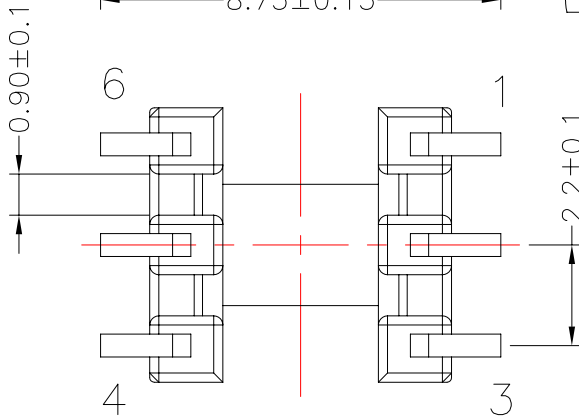
Tel : 86-769-88789999 Fax : 86-769-88789989
http:// tbi-tw.com e-mail : tb6688@ms46.hinet.net

REVISIONS

REV	SYM	DRAFTER	CHECKER	DATE
①		YAN.TANG	G.F.YANG	05/21/10
②		YAN.TANG	G.F.YANG	09/28/10
③				

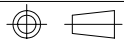


DETAIL:A
PATENTED



DWG NO. EP6-6P-J-2.2-C2-11

PART NO.	MATERIAL (BOBBIN)	MATERIAL (TERMINAL)	TERMINAL (PLATING)	PIN ALLOCATION	NOTE
TBI-103-07321.1103	PM-9630JT	PB	Sn	ALL PIN	
TBI-103-07321.1113	PM-9630JT	PB	Sn	CUT PIN #5	H.C



TOLERANCE: .X±0.5 .XX±0.05

UNIT : m / m

SCALE 6 : 1

Finish: 1. PB wire Immersion Sn on terminal : Thickness:Sn plating,100,5 μm (200 μ inches) min,Base nickel 1-2.5 μm (40-100 μ inches) min.
2. CP wire Immersion Sn on terminal : Thickness:Sn plating,100,5 μm (200 μ inches) min.
3. Coplanarity deviation: 0.10 mm (0.004 inches) max.

REV 2