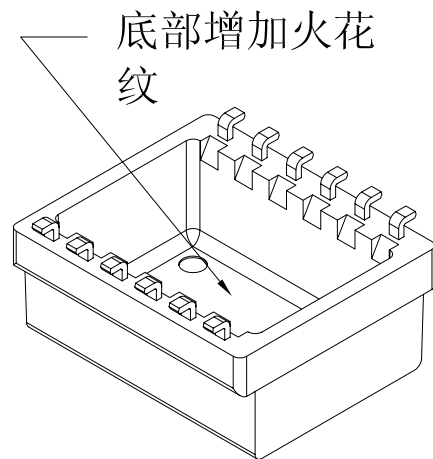
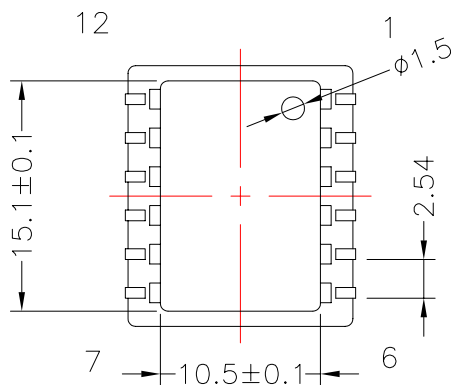
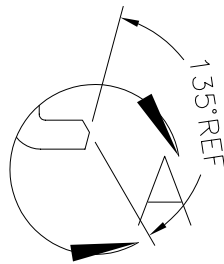
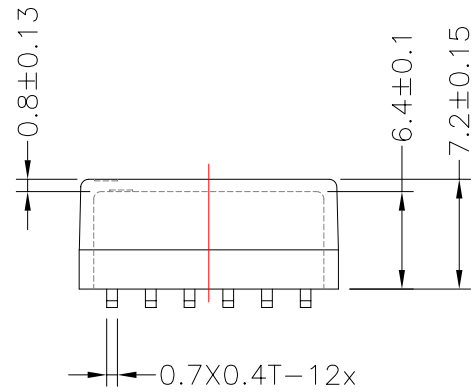
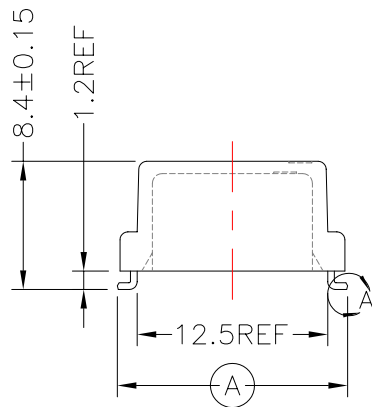
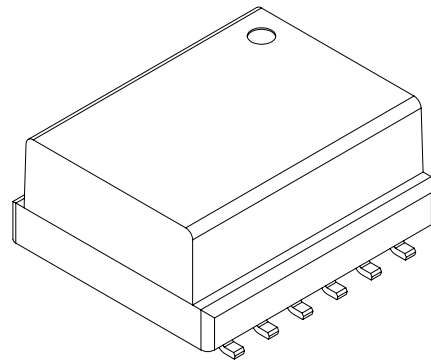
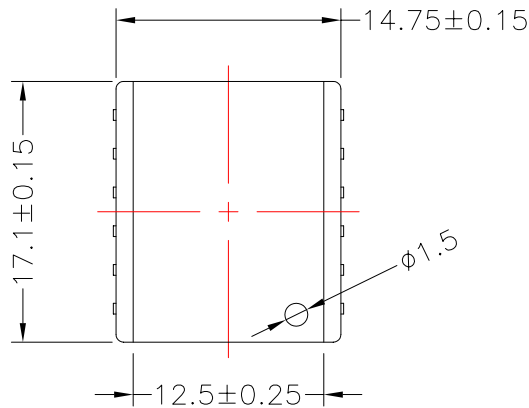




TRANSFORMER BOBBIN  
INDUSTRIAL CO.,LTD.

Tel : 86-769-88789999 Fax : 86-769-88789989  
http:// tbi-tw.com e-mail : tb6688@ms46.hinet.net

REVISIONS				
REV	SYM	DRAFTER	CHECKER	DATE
△1		YAN.TANG	W.H.HSU	09/20/07
△2				
△3				



NOTE: CASE 頂部共面度為0.10 MAX.

DWG NO.	CU-12P-L-2.54-D-1				
PART NO.	MATERIAL (BOBBIN)	MATERIAL (TERMINAL)	TERMINAL (PLATING)	PIN ALLOCATION	NOTE
TBI-113-10041.103	PM-9630	PB C5191	Sn	ALL PIN (A) = 15.1±0.15	
TBI-113-10041.113	PM-9630	PB C5191	Sn	ALL PIN (A) = 15.24±0.15	H
TOLERANCE: .X±0.15 .XX±0.10 .XXX±0.05				UNIT : m / m	SCALE 2 : 1

Finish: 1. Pb wire Immersion Sn on terminal : Thickness: Sn plating, 100,5 μm (200 μ inches) min, Base nickel 0.625 μm (25 μ inches) min.  
2. CP wire Immersion Sn on terminal : Thickness: Sn plating, 100,5 μm (200 μ inches) min.  
3. Coplanarity deviation: 0.10 mm (0.004 inches) max.

REV 1